

TRAVIS COUNTY ESD #3 BOARD MEETING

TABLE OF CONTENTS

December 16, 2024

1. Agenda	page 1
2. Minutes from November 25, 2024	pages 2 - 3
3. Treasurer's Report	pages 4 - 14
4. Payments over \$2,000	page 15
5. Sales Tax Statistics	pages 16
6. Chief's Monthly Status Report	pages 17 - 19

NOTICE IS HEREBY GIVEN that the Board of Emergency Services Commissioners of Travis County Emergency Services District No. 3 (TCESD3) will hold a regular and publicized meeting at 7:00 p.m. on Monday, December 16, 2024 in the Community Room of TCESD3 Station 302 located at 4111 Barton Creek Blvd., Austin, Travis County, Texas. The subject of and matters to be considered at said meeting include, among other business, the following:

1. Call to order.
2. Proof of quorum.
3. General visitor communications: Receive comments from visitors.
4. Review and approve the minutes of the November 25, 2024 regular meeting of the District.
5. Review and approval of the Treasurers' monthly report for November 2024.
6. Approve payments over \$2,000 from November 22 to December 12, 2024.
7. Review Sales Tax Statistics
8. Review of Chief's Monthly Status Reports
 1. Significant incident runs;
 2. Statistics;
 3. Special Project Updates
9. Other Business:
 1. Report on any ESDCC activities. Announcement of the next ESDCC meeting dates.
 2. Commissioner Announcements (no action will be taken on any such announcements).
10. Announcement of future meeting dates of the Board of ESD 03 Commissioners.
11. Adjourn.

By: _____ Herb Holloway, Business Manager

NOTE: The Board of Emergency Services Commissioners reserves the right to adjourn into Closed Meeting at any time during the course of this meeting to discuss any of the agenda items listed above as authorized by Texas Government Code, Section 551.071 (Consultation with Attorney), 551.072 (Deliberations about Real Property), 551.073 (Deliberations about Gifts and Donations), 551.074 (Personnel Matters), and 551.076 (Deliberations about Security Devices) or other applicable law. Travis County Emergency Services District Number 3 is committed to compliance with the Americans with Disabilities Act. Reasonable modification and equal access to communications will be provided upon request. Please call the District Administrative Office at 288-5534 for information. Hearing impaired or speech disabled persons equipped with telecommunication devices for the deaf may call the statewide Relay Program at 1-800-735-2988 or by dialing '711'. Visitor Communications are regular agenda items at monthly meetings of the Board of Emergency Services Commissioners of Travis County Emergency Services District Number 3. Visitors who wish to speak under Visitor's Communications must sign up before the meeting is called to order. Each person, organization or group wishing to address the Board will be allowed a maximum of three (3) minutes to speak on items on the agenda or other business of the District. Speakers may register in person at the posted location of the meeting, starting 30 minutes prior to the start of the meeting and using the form provided. The speaker will give his/her name, address, organizational affiliation, if any, and indicate the subject he/she intends to address. The Board welcomes citizen comment on any issue, but the Open Meetings Act prohibits any board action on issues not posted on the agenda. The District reserves the right to terminate any presentation by a speaker if it is disruptive of the good conduct of the meeting, or is in violation of law.

The undersigned affirms and states that he posted or caused to be posted a true and correct copy of the foregoing notice at a place convenient to the public at the Travis County ESD3 Administrative Office, 4111 Barton Creek Boulevard, Travis County, Texas, a location within said Travis County Emergency Services District Number 3 at _____ .M. on December 12, 2024.

By: _____ Herb Holloway, Business Manager

Minutes of Travis County Emergency Services District #3

November 25, 2024

Attached to and incorporated into these minutes is a copy of the official agenda for the November 25, 2024 meeting.

Under Agenda Item 1 & 2: Commissioner President Edd New called the Travis County Emergency Services District #3 (TCESD# 3, the District) Board of Commissioners' regular meeting to order at 7:00 p.m. A quorum was established with Commissioners John Villanacci, David Detwiler, Carroll Knight, and Matt Escobedo in attendance. Fire department personnel present at the meeting included: Chief Wittig, Business Manager Herb Holloway, and Firefighters Patton, Bergman, Raatz, and Blomstrom.

Under Agenda Item 3: There were no comments.

Under Agenda Item 4: The minutes of the October 28, 2024 Regular meeting were reviewed. Commissioner Villanacci moved to approve. Commissioner Escobedo seconded the motion, which was carried unanimously.

Under Agenda Item 5: The Treasurers Report ending October 2024 was reviewed. Commissioner Escobedo moved to approve. Commissioner Detwiler seconded the motion, which was carried unanimously.

Under Agenda Item 6: Checks over \$2,000 from October 24 to November 21, 2024 were reviewed. Commissioner Knight moved to approve. Commissioner Detwiler seconded the motion, which was carried unanimously.

Under Agenda Item 7: Chief Wittig presented the Sales Tax reports.

Under Agenda Item 8: Chief Wittig presented the Monthly Status Report

Under Agenda Item 9: No announcement made.

Under Agenda Item 10: It was announced that the next REGULAR Board meetings of TCESD #3 would be held on December 16, 2024, January 27, 2025 and February 24, 2025 at Station 302.

Under Agenda Item 11: Meeting was adjourned at 7:36 p.m.

NOTICE IS HEREBY GIVEN that the Board of Emergency Services Commissioners of Travis County Emergency Services District No. 3 (TCESD3) will hold a regular and publicized meeting at 7:00 p.m. on Monday, November 25, 2024 in the Community Room of TCESD3 Station 302 located at 4111 Barton Creek Blvd., Austin, Travis County, Texas. The subject of and matters to be considered at said meeting include, among other business, the following:

1. Call to order.
2. Proof of quorum.
3. General visitor communications: Receive comments from visitors.
4. Review and approve the minutes of the October 28, 2024 regular meeting of the District.
5. Review and approval of the Treasurers' monthly report for October 2024.
6. Approve payments over \$2,000 from October 24th to November 21, 2024.
7. Review Sales Tax Statistics
8. Review of Chief's Monthly Status Reports
 1. Significant incident runs;
 2. Statistics;
 3. Special Project Updates
9. Other Business:
 1. Report on any ESDCC activities. Announcement of the next ESDCC meeting dates.
 2. Commissioner Announcements (no action will be taken on any such announcements).
10. Announcement of future meeting dates of the Board of ESD 03 Commissioners.
11. Adjourn.

By: _____ Herb Holloway, Business Manager

NOTE: The Board of Emergency Services Commissioners reserves the right to adjourn into Closed Meeting at any time during the course of this meeting to discuss any of the agenda items listed above as authorized by Texas Government Code, Section 551.071 (Consultation with Attorney), 551.072 (Deliberations about Real Property), 551.073 (Deliberations about Gifts and Donations), 551.074 (Personnel Matters), and 551.076 (Deliberations about Security Devices) or other applicable law. Travis County Emergency Services District Number 3 is committed to compliance with the Americans with Disabilities Act. Reasonable modification and equal access to communications will be provided upon request. Please call the District Administrative Office at 288-5534 for information. Hearing impaired or speech disabled persons equipped with telecommunication devices for the deaf may call the statewide Relay Program at 1-800-735-2988 or by dialing '711'. Visitor Communications are regular agenda items at monthly meetings of the Board of Emergency Services Commissioners of Travis County Emergency Services District Number 3. Visitors who wish to speak under Visitor's Communications must sign up before the meeting is called to order. Each person, organization or group wishing to address the Board will be allowed a maximum of three (3) minutes to speak on items on the agenda or other business of the District. Speakers may register in person at the posted location of the meeting, starting 30 minutes prior to the start of the meeting and using the form provided. The speaker will give his/her name, address, organizational affiliation, if any, and indicate the subject he/she intends to address. The Board welcomes citizen comment on any issue, but the Open Meetings Act prohibits any board action on issues not posted on the agenda. The District reserves the right to terminate any presentation by a speaker if it is disruptive of the good conduct of the meeting, or is in violation of law.

The undersigned affirms and states that he posted or caused to be posted a true and correct copy of the foregoing notice at a place convenient to the public at the Travis County ESD3 Administrative Office, 4111 Barton Creek Boulevard, Travis County, Texas, a location within said Travis County Emergency Services District Number 3 at _____ .M. on November 21, 2024.

By: _____ Herb Holloway, Business Manager

NOTES TO THE FINANCIAL STATEMENTS

- 1) Balance Sheet – The District holds \$2,234,141 more in cash than last year.
- 2) Treasury Bills - Change in market values from the prior month increased by \$9,403.
- 3) Revenue & Expense – November 2024 only. TIFMAS collections totaled \$83,498. Emergency Response 600 was \$141,857 higher last year due to the Spartan Engine repairs and ten rugged Latitude P/C's for the trucks. Human Resources 640 was \$197,356 higher last year due to three payrolls in that period compared to two this year. Administration 650 was \$60,104 higher last year due to the installation of carports and a soft water system.
- 4) Revenue & Expense Year to Date had a net revenue of \$256,381 compared to last years deficit of \$457,919 or a \$714,301 total difference.
- 5) Budget vs. Actual for the two months is tracking positive on nearly all accounts.
- 6) Property Tax Revenue had a \$19,235 collection from last years tax levy which caused a 100% collection of taxes levied.
- 7) Checks over \$2,000 are self-explanatory.

Travis County ESD#3
Balance Sheet Prev Year Comparison

As of November 30, 2024

	Nov 30, 24	Nov 30, 23	\$ Change
ASSETS			
Current Assets			
Checking/Savings			
112 - Charles Swab - Cash Sweep	44,348.49	0.00	44,348.49
113 - Treasury Bills - RESERVE	6,042,107.35	3,003,168.00	3,038,939.35
110 - WF ADVISORS - Cash Sweep	6,065.72	205,148.27	-199,082.55
100 WF Money Market 8960	921,507.19	2,778,266.90	-1,856,759.71
102 WF Checking Plus 8760	390,610.42	70,309.06	320,301.36
103 WF RESERVE Savings 7928	812,014.06	803,660.61	8,353.45
104 WF General CDs	1,695,000.00	1,225,000.00	470,000.00
105 WF RESERVE CDs	960,000.00	980,000.00	-20,000.00
107 WF 2005 & 2013 Bond Debt	113,205.88	27,391.92	85,813.96
108 TexPool Investment 001	6,569,205.93	6,258,699.00	310,506.93
109 TexPool RESERVE 002	671,076.13	639,356.33	31,719.80
115 Petty Cash	145.00	145.00	0.00
Total Checking/Savings	18,225,286.17	15,991,145.09	2,234,141.08
Accounts Receivable			
125 Accounts Receivable	127,938.75	65,136.95	62,801.80
Total Accounts Receivable	127,938.75	65,136.95	62,801.80
Other Current Assets			
Due from Gen. Fund to Debt Serv	9,592.00	9,592.00	0.00
123 - Sales Tax Receivable	1,045,090.82	1,045,090.82	0.00
1021 Texas Compt. Reserve Acct	10,517.10	9,446.71	1,070.39
120 A/R Property Taxes 1yr +	88,448.18	88,448.18	0.00
121 Allowance for Doubtful A/Cs	-10,051.00	-10,051.00	0.00
Total Other Current Assets	1,143,597.10	1,142,526.71	1,070.39
Total Current Assets	19,496,822.02	17,198,808.75	2,298,013.27
Fixed Assets			
Land and Land Improvements	1,350,661.00	1,350,661.00	0.00
Fire Trucks and Vehicles	3,630,794.70	3,630,794.70	0.00
Office and Other Equipment	827,920.42	827,920.42	0.00
Buildings	7,196,899.73	7,196,899.73	0.00
Accumulated Depreciation	-5,175,324.15	-5,175,324.15	0.00
Total Fixed Assets	7,830,951.70	7,830,951.70	0.00
TOTAL ASSETS	27,327,773.72	25,029,760.45	2,298,013.27

Travis County ESD#3
Balance Sheet Prev Year Comparison
As of November 30, 2024

	Nov 30, 24	Nov 30, 23	\$ Change
LIABILITIES & EQUITY			
Liabilities			
Current Liabilities			
Other Current Liabilities			
Due to Debt Serv. from Gen. Fun	9,592.00	9,592.00	0.00
200 Deferred Revenue - Prop Tax	88,448.18	88,448.18	0.00
260 Accrued salaries payable	221,574.45	221,574.45	0.00
Total Other Current Liabilities	319,614.63	319,614.63	0.00
Total Current Liabilities	319,614.63	319,614.63	0.00
Long Term Liabilities			
Accrued Vacation Payable	360,021.00	360,021.00	0.00
2013 Limited Bonds	80,000.00	165,000.00	-85,000.00
Total Long Term Liabilities	440,021.00	525,021.00	-85,000.00
Total Liabilities	759,635.63	844,635.63	-85,000.00
Equity			
Investment in Fixed Assets	8,552,452.61	8,467,452.61	85,000.00
Fund Balance - Unassigned	10,091,787.50	10,091,787.50	0.00
Fund Balance - Assigned	7,667,516.71	6,083,804.45	1,583,712.26
Net Revenue	256,381.27	-457,919.74	714,301.01
Total Equity	26,568,138.09	24,185,124.82	2,383,013.27
TOTAL LIABILITIES & EQUITY	27,327,773.72	25,029,760.45	2,298,013.27

TCESD # 3 Certificate of Deposit Details

RESERVE SAVINGS CD's

#		Bought	Mature
XJX1	\$235,000.00	10/31/24	10/31/25
P3X7	\$245,000.00	10/9/24	4/9/25
QEW4	\$245,000.00	10/9/24	6/9/25
LPS7	\$235,000.00	10/31/24	10/31/25

GENERAL SAVINGS CD's

#		Bought	Mature
UCU0	\$245,000.00	6/5/24	6/5/25
BTB7	\$245,000.00	3/20/24	3/19/25
3HLO	\$245,000.00	6/11/24	4/11/25
VUY3	\$245,000.00	6/11/24	6/11/25
KDH8	\$235,000.00	11/6/24	11/6/25
3KV2	\$245,000.00	3/11/24	9/11/25
PCP2	\$235,000.00	11/27/24	11/26/25

\$960,000.00

Yearly Return

XJX1	Bank of America
P3X7	Mizuho Bank
QEW4	Northern Bank
LPS7	BMO Bank

\$39,604

\$1,695,000.00

Yearly Return

UCU0	Charles Schwab Bank
BTB7	Beal Bank
3HLO	Cross River Bank
VUY3	Goldman Sachs Bank
KDH8	US Bank
3KV2	Valley Natl Bank
PCP2	Finwise Bank

\$83,205

Total Debt Repayment Schedule															
Date	Firetrucks and Tower			Series 2003			Series 2005			Series 2013			TOTAL		
	Principal	Interest	Total	Principal	Interest	Total	Principal	Interest	Total	Principal	Interest	Total	Principal	Interest	Total
3/1/2013															
3/2/2013	75,858	15,124	90,983												
7/17/2013	24,672	15,244	39,917												
9/1/2013	165,000	3,011	168,011	65,000	4,100	69,100	50,000	38,975	88,975	280,000	46,086	326,086			\$ 474,058
3/1/2014					2,800	2,800									
7/17/2014	25,477	14,440	39,917												
3/2/2014	79,385	11,597	90,983												
9/1/2014				70,000	2,800	72,800	195,000	38,475	233,475	265,000	41,275	306,275			478,450
3/1/2015					1,400	1,400									
3/2/2015	83,077	7,905	90,983												
7/17/2015	26,307	13,610	39,917												
9/1/2015				70,000	1,400	71,400	200,000	36,525	236,525	270,000	37,925	307,925			476,750
3/1/2016															
3/2/2016	86,940	4,042	90,983												
6/1/2016	391,799	11,353	403,152												
9/1/2016				280,000	34,525	314,525									
3/1/2017					31,725	31,725									
9/1/2017				280,000	31,725	311,725	280,000	28,925	289,925	280,000	31,725	311,725			343,450
3/1/2018															
9/1/2018				290,000	28,925	318,925	290,000	28,925	318,925	290,000	28,925	318,925			347,850
3/1/2019					26,025	26,025									
9/1/2019				300,000	26,025	326,025	300,000	26,025	326,025	300,000	26,025	326,025			352,050
3/1/2020					21,525	21,525									
9/1/2020				305,000	21,525	326,525	305,000	21,525	326,525	305,000	21,525	326,525			348,050
3/1/2021					16,950	16,950									
9/1/2021				310,000	16,950	326,950	310,000	16,950	326,950	310,000	16,950	326,950			343,900
3/1/2022					12,300	12,300									
9/1/2022				320,000	12,300	332,300	320,000	12,300	332,300	320,000	12,300	332,300			344,600
3/1/2023					7,500	7,500									
9/1/2023				335,000	7,500	342,500	335,000	7,500	342,500	335,000	7,500	342,500			350,000
3/1/2024					2,475	2,475									
9/1/2024				85,000	2,475	87,475	85,000	2,475	87,475	85,000	2,475	87,475			89,950
3/1/2025					1,200	1,200									
9/1/2025				80,000	1,200	81,200	80,000	1,200	81,200	80,000	1,200	81,200			82,400
TOTAL	793,515	93,315	886,835	\$ 165,000	\$ 6,023	\$ 171,023	\$ 205,000	\$ 16,600	\$ 221,600	\$ 3,030,000	\$ 565,235	\$ 3,595,235	\$ 4,193,515	\$ 681,173	\$ 4,874,693

Travis County ESD#3
Revenue & Expense Prev Year Comparison
 November 2024

	Nov 24	Nov 23	\$ Change
Revenue and Expense			
Revenue			
407 INTEREST	11,811.95	48,856.69	-37,044.74
410 PROPERTY TAX	32,621.36	27,229.10	5,392.26
415 SALES TAX ALLOCATION	536,571.57	481,974.96	54,596.61
435 FACILITY RENTAL	100.00	200.00	-100.00
470 FIRE ACADEMY FEES	25,786.90	8,350.95	17,435.95
471 EMT SCHOOL FEES	1,650.00	1,601.70	48.30
493 REIMBURSEMENTS	83,498.13	53,962.38	29,535.75
Total Revenue	692,039.91	622,175.78	69,864.13
Expense			
500 COST OF REVENUE ACQUISITION	11,731.43	10,639.50	1,091.93
600 EMERGENCY RESPONSE	8,728.84	150,586.02	-141,857.18
630 CONTINUED EDUCATION	5,753.49	14,562.15	-8,808.66
640 HUMAN RESOURCES	518,347.93	715,704.16	-197,356.23
650 ADMINISTRATION	45,579.78	105,684.17	-60,104.39
670 PREVENTION/PUBLIC EDUCATION	6,612.79	0.00	6,612.79
Total Expense	596,754.26	997,176.00	-400,421.74
Net Revenue	95,285.65	-375,000.22	470,285.87

Travis County ESD#3
Revenue & Expense Prev Year Comparison
 October through November 2024

	Oct - Nov 24	Oct - Nov 23	\$ Change
Revenue and Expense			
Revenue			
407 INTEREST	86,369.83	97,517.59	-11,147.76
410 PROPERTY TAX	33,699.08	29,723.90	3,975.18
415 SALES TAX ALLOCATION	996,121.56	1,045,090.82	-48,969.26
435 FACILITY RENTAL	8,550.00	2,540.00	6,010.00
470 FIRE ACADEMY FEES	30,086.90	8,350.95	21,735.95
471 EMT SCHOOL FEES	8,250.00	11,091.20	-2,841.20
493 REIMBURSEMENTS	546,690.46	55,128.36	491,562.10
Total Revenue	1,709,767.83	1,249,442.82	460,325.01
Expense			
500 COST OF REVENUE ACQUISITION	21,922.43	25,278.65	-3,356.22
600 EMERGENCY RESPONSE	68,182.10	140,452.58	-72,270.48
630 CONTINUED EDUCATION	19,195.87	20,751.71	-1,555.84
640 HUMAN RESOURCES	1,262,461.97	1,355,666.58	-93,204.61
650 ADMINISTRATION	72,629.17	160,991.68	-88,362.51
670 PREVENTION/PUBLIC EDUCATION	7,964.02	4,221.36	3,742.66
685 MACKEY FIELD	1,031.00	0.00	1,031.00
Total Expense	1,453,386.56	1,707,362.56	-253,976.00
Net Revenue	256,381.27	-457,919.74	714,301.01

Travis County ESD#3
Revenue & Expense Budget vs. Actual
October through November 2024

	Oct - Nov 24	Budget	\$ Over Budget
Revenue and Expense			
Revenue			
407 INTEREST	86,369.83	75,000.00	11,369.83
410 PROPERTY TAX	33,699.08	28,766.18	4,932.90
415 SALES TAX ALLOCATION	996,121.56	890,330.00	105,791.56
435 FACILITY RENTAL	8,550.00	450.00	8,100.00
470 FIRE ACADEMY FEES	30,086.90	8,300.00	21,786.90
471 EMT SCHOOL FEES	8,250.00	5,450.00	2,800.00
493 REIMBURSEMENTS	546,690.46	0.00	546,690.46
Total Revenue	1,709,767.83	1,008,296.18	701,471.65
Expense			
500 COST OF REVENUE ACQUISITION	21,922.43	24,032.00	-2,109.57
600 EMERGENCY RESPONSE	68,182.10	100,998.00	-32,815.90
630 CONTINUED EDUCATION	19,195.87	51,716.00	-32,520.13
640 HUMAN RESOURCES	1,262,461.97	1,102,486.00	159,975.97
650 ADMINISTRATION	72,629.17	105,106.00	-32,476.83
670 PREVENTION/PUBLIC EDUCATION	7,964.02	17,625.00	-9,660.98
685 MACKEY FIELD	1,031.00	0.00	1,031.00
Total Expense	1,453,386.56	1,401,963.00	51,423.56
Net Revenue	256,381.27	-393,666.82	650,048.09

Travis County ESD#3
Profit & Loss
 October through November 2024

Oct - Nov 24

Revenue and Expense

Revenue

407 INTEREST	86,369.83
410 PROPERTY TAX	
4101 Prop Tax Current	14,974.81
4102 Prop Tax Prior	18,724.27
Total 410 PROPERTY TAX	<u>33,699.08</u>
415 SALES TAX ALLOCATION	996,121.56
435 FACILITY RENTAL	
4351 BC Room Rental	450.00
4352 Mackey Field rental	8,100.00
Total 435 FACILITY RENTAL	<u>8,550.00</u>
470 FIRE ACADEMY FEES	30,086.90
471 EMT SCHOOL FEES	
4738 - EMT Academy 27	8,250.00
Total 471 EMT SCHOOL FEES	<u>8,250.00</u>
493 REIMBURSEMENTS	
4934 TIFMAS	546,690.46
Total 493 REIMBURSEMENTS	<u>546,690.46</u>
Total Revenue	<u><u>1,709,767.83</u></u>

Expense

500 COST OF REVENUE ACQUISITION	
502 Sales Tax Collection Costs	21,922.43
Total 500 COST OF REVENUE ACQUISITION	<u>21,922.43</u>
600 EMERGENCY RESPONSE	
602 Pagers	12.00
603 Dispatch & Communications	23,205.38
604 Fuel	3,219.30
605 SCBA Maintenance	2,325.83
606 Vehicle Maint & Repairs	5,477.52
608 Vehicle Supplies	19,982.21
609 Uniforms & Protective Gear	609.81
611 Supplies - EMS	1,026.05
613 Auto Insurance	12,324.00
Total 600 EMERGENCY RESPONSE	<u>68,182.10</u>
630 CONTINUED EDUCATION	
631 Training - EMS	311.13
632 Training - Fire & Rescue	12,219.29
633 Seminars & Conferences	2,345.33
634 Fire Academy	2,118.00

Travis County ESD#3
Profit & Loss
 October through November 2024

	<u>Oct - Nov 24</u>
635 EMT Certification School	2,202.12
Total 630 CONTINUED EDUCATION	<u>19,195.87</u>
640 HUMAN RESOURCES	
641 Benefits & Payroll Tax	298,910.88
642 Payroll	961,009.58
644 Certifications	2,541.51
Total 640 HUMAN RESOURCES	<u>1,262,461.97</u>
650 ADMINISTRATION	
651 Building Maint.	20,341.13
652 Office Supplies	920.88
653 Station Supplies	10,661.32
654 Bank Fees	
6541 SCHWAB Tex Reg Bank Fees	2,538.88
654 Bank Fees - Other	-0.25
Total 654 Bank Fees	<u>2,538.63</u>
655 Dues & Subscriptions	1,207.20
656 Information Technology	2,458.50
657 Postage & Handling	438.00
658 Property & Liability Insura	7,662.00
659 Professional Services	275.00
660 Public Notices/Articles	528.00
661 Telephone	1,122.50
662 Utilities	13,495.21
666 Contract Services	10,980.80
Total 650 ADMINISTRATION	<u>72,629.17</u>
670 PREVENTION/PUBLIC EDUCATION	
672 Public Education	7,964.02
Total 670 PREVENTION/PUBLIC EDUCATION	<u>7,964.02</u>
685 MACKEY FIELD	
6850 Mackey Tower & Parking	1,031.00
Total 685 MACKEY FIELD	<u>1,031.00</u>
Total Expense	<u><u>1,453,386.56</u></u>
Net Revenue	<u><u>256,381.27</u></u>

**TRAVIS COUNTY ESD #3
PROPERTY TAX REVENUE COLLECTION COMPARISON**

	FISCAL YEAR ENDING				Compared to prior year	
	2024		2025		Month \$	
	For all prior to 2022 taxes	For Current 2023-2024	For all prior to 2022 taxes	For Current 2024-2025		
OCT	\$3,814	\$0	\$1,044	\$0	\$0	0%
NOV	\$2,210	\$37,513	\$19,235	\$37,586	\$73	0%
DEC	\$1,274	\$775,902			-\$775,902	-100%
JAN	\$4,507	\$1,170,557			-\$1,170,557	-100%
FEB	-\$82	\$129,252			-\$129,252	-100%
MAR	-\$206	\$26,071			-\$26,071	-100%
APR	\$7,504	\$11,196			-\$11,196	-100%
MAY	-\$40	\$8,157			-\$8,157	-100%
JUN	\$91	\$2,526			-\$2,526	-100%
JUL	\$148	\$7,321			-\$7,321	-100%
AUG	\$659	\$5,089			-\$5,089	-100%
SEPT	\$4,360	\$3,514			-\$3,514	-100%
YEAR	\$24,239	\$2,177,098	\$20,279	\$37,586	-\$2,139,512	
	\$	2,201,337		\$57,865		
			2024-25 Tax Levy	\$3,164,940		

NET CERTIFIED TAXABLE PROPERTY VALUE UPDATES FROM TCAD

Rec'd	FISCAL YEAR ENDING				Inc/(Dec) from	
	2024		2025		Prior Year \$	Prior Year %
	2022	2023	2024	2025		
OCT	\$4,021,203,201	\$4,949,880,774	\$5,555,074,925	\$5,971,584,957	\$416,510,032	93%
NOV	\$4,019,412,721	\$4,939,469,343	\$5,555,074,925	\$5,971,383,511	\$416,308,586	93%
DEC	\$4,019,412,721	\$4,939,469,343	\$5,555,074,925		-\$5,555,074,925	#DIV/0!
JAN	\$4,019,412,721	\$4,939,469,343	\$5,555,074,925		-\$5,555,074,925	#DIV/0!
FEB	\$4,016,568,527	\$4,928,211,764	\$5,534,254,487		-\$5,534,254,487	#DIV/0!
MAR	\$4,016,568,527	\$4,928,211,764	\$5,824,520,221		-\$5,824,520,221	#DIV/0!
APR	\$4,924,900,120	\$5,429,806,320	\$5,824,520,221		-\$5,824,520,221	#DIV/0!
MAY	\$4,924,900,120	\$5,429,806,320	\$5,824,520,221		-\$5,824,520,221	#DIV/0!
JUN	\$4,015,709,788	\$4,907,280,589	\$5,530,028,973		-\$5,530,028,973	#DIV/0!
JUL	\$4,906,006,624	\$5,410,454,171	\$5,530,028,973		-\$5,530,028,973	#DIV/0!
AUG	\$4,905,339,474	\$5,570,655,673	\$5,978,769,295		-\$5,978,769,295	#DIV/0!
SEPT	\$4,905,339,474	\$5,570,655,673	\$5,971,584,957		-\$5,971,584,957	#DIV/0!

2018-2019 Tax Levy on 6,028 Parcels is \$3,281,236,467 at a tax rate of .0975
 2019-2020 Tax Levy on 6,025 Parcels is \$3,504,957,784 at a tax rate of .0800
 2020-2021 Tax Levy on 6,069 Parcels is \$3,677,674,279 at a tax rate of .0790
 2021-2022 Tax Levy on 6,056 Parcels is \$4,022,828,637 at a tax rate of .0650
 2022-2023 Tax Levy on 6,056 Parcels on \$4,974,785,781 would compute to a NO NEW tax rate of .0538
 ADOPTED RATE FOR 2022-2023 is .0450 or \$2,227,447 in taxes
 2023-2024 NO NEW tax rate is .0411
2023-2024 Tax Levy on 5,583 parcels \$5,529,779,656 at .0400 would levy \$2,211,911 in taxes

2024-2025 Tax Levy on \$5,971,584,957 at .0530 would levy \$3,164,940 in taxes

Checks over \$2,000 for the period of November 22nd to December 12, 2024

<u>Date</u>	<u>Num</u>	<u>Name</u>	<u>Memo</u>	<u>Amount</u>
11/25/2024	10951	Impact Fire Services	Fire Extinguishers	\$2,470.00
11/27/2024	Draft	Paychex	Employee 457 & Roth Contribution	\$17,113.35
11/27/2024	Draft	Paychex	Employer 401 Matching	\$25,804.69
11/27/2024	Draft	Paychex	Net Payroll	\$112,458.86
11/27/2024	Draft	Paychex	Employment Taxes	\$40,986.32
12/11/2024	Draft	Wells Fargo Money Market	Transfer to Checking	\$500,000.00
12/11/2024	19058	Delta Industrial Services	Bunker Gear for Fire Academy	\$9,073.20
12/11/2024	19063	M Tech Incorporated	UTV Water pump-tank 55 gallon	\$14,135.00
12/11/2024	19067	Texas Mutal Insurance	2024 Workers Comp - Audit results	\$10,851.00
12/11/2024	19068	The Hartford	Accident Insurance	\$4,623.86
12/11/2024	19069	Travis Central Appraisal District	Quarterly Fees	\$3,996.81
12/11/2024	19072	VFIS of Texas	Quarterly Auto and Commercial Liab Insurance	\$19,906.00
12/11/2024	19073	Waste Management of Texas	Trash Service	\$2,112.00
12/11/2024	Draft	Paychex	Employee 457 & Roth Contribution	\$16,833.41
12/11/2024	Draft	Paychex	Employer 401 Matching	\$25,946.85
12/11/2024	Draft	Paychex	Net Payroll	\$112,083.83
12/11/2024	Draft	Paychex	Employment Taxes	\$41,702.03

Oak Hill Fire Department
Travis County Emergency Services District #3

Station 301
Circle Drive
9211 Circle Drive
Austin, Texas 78736
512-288-5576
Fax 512-288-5903



Station 302
Barton Creek
4111 Barton Creek
Austin, Texas 78735
Admin 512-288-5534
Fax 512-288-5844

December 2024 Sales Tax Summary

The December allocation reflects sales made during the month of October.

Our December 2024 sales tax allocation was \$561,125.

Reporting was not available in time to provide an analysis of this month's sales tax allocation. The information will be distributed as soon as it becomes available.

December - Sales Tax Allocations by Year

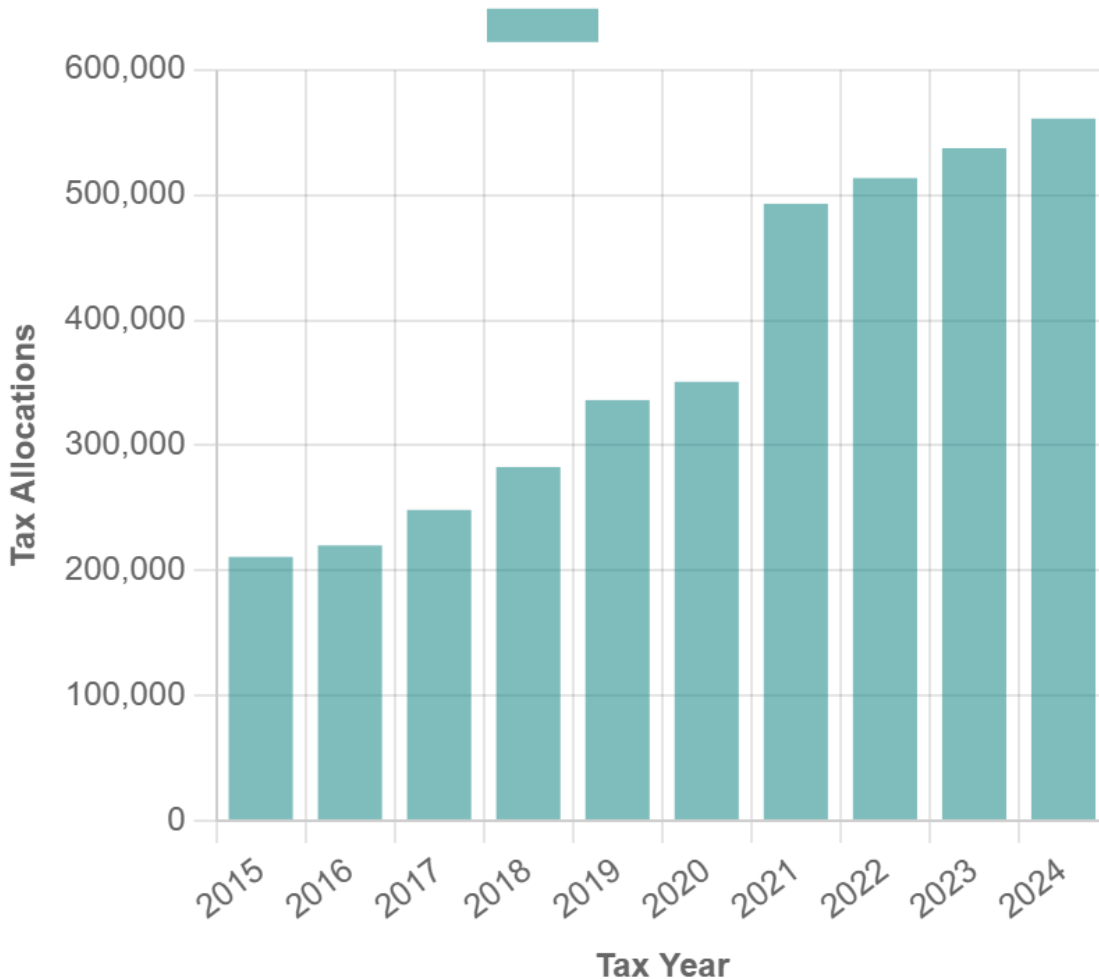


Chart Source: Municipal Advisory Council of Texas (mactexas.com)

Like us on Facebook at www.facebook.com/OakHillFireDept or visit us online at www.OakHillFire.org

Oak Hill Fire Department
Travis County Emergency Services District #3

Station 301
Circle Drive
9211 Circle Drive
Austin, Texas 78736
512-288-5576
Fax 512-288-5903



Station 302
Barton Creek
4111 Barton Creek
Austin, Texas 78735
Admin 512-288-5534
Fax 512-288-5844

December 2024 Sales Tax Summary

The December allocation reflects sales made during the month of October.

Our December 2024 sales tax allocation was \$561,125 which was up 4.4% (+\$23,635) compared to December 2023 and down 1.6% (\$24,434) year to date compared to last fiscal year.

Our top 10 large companies accounted for 55.3%, our top 30 large companies accounted for 70.0%, and our top 100 large companies accounted for 84.5% of our total fiscal year to date collections.

Significant increases this month compared to last year came from several construction-related and landscaping companies. The new Discount Tire location continues to hold steady with strong performance. We saw a significant decrease (64%) in the reporting for Vaughan & Sons and will be watching its performance in future months to determine if this reduction is possibly seasonal or project driven.

December - Sales Tax Allocations by Year

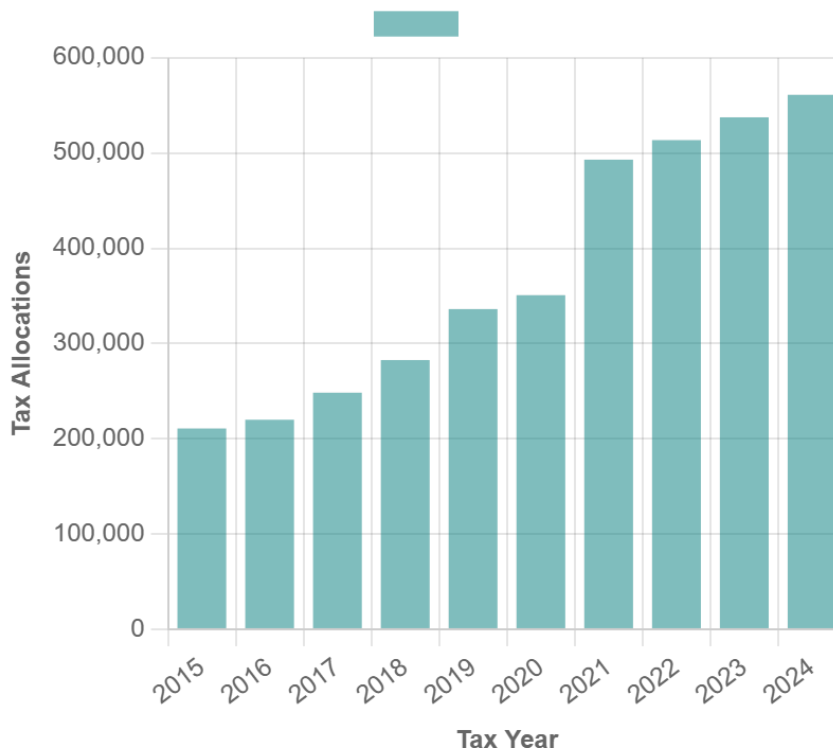


Chart Source: Municipal Advisory Council of Texas (mactexas.com)

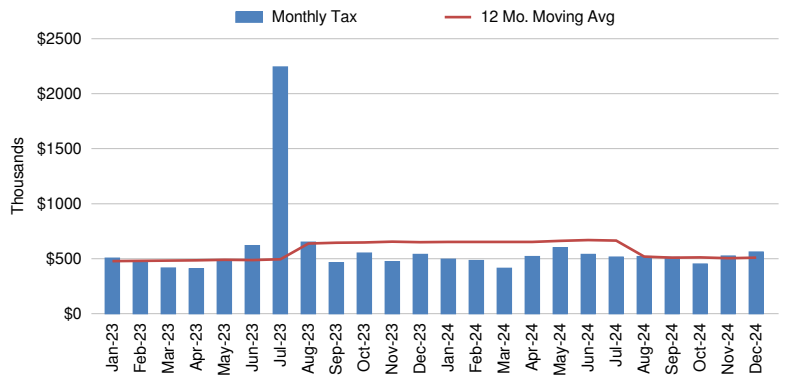
HdL Companies
SALES TAX SNAPSHOT
 Travis Co Esd 3

Dec-24

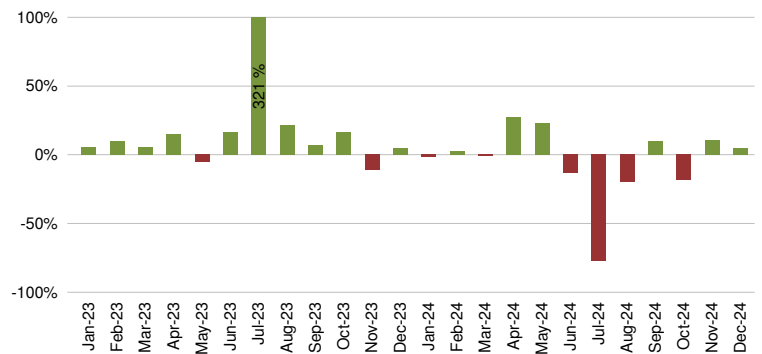
Sales Tax Net Payments

FY Mo.	FY2024	FY2025	YoY % Change
Oct	\$ 550,031	\$ 451,558	-17.9%
Nov	\$ 473,926	\$ 524,331	10.6%
Dec	\$ 537,490	\$ 561,125	4.4%
Jan	\$ 495,288		
Feb	\$ 482,206		
Mar	\$ 412,888		
Apr	\$ 518,471		
May	\$ 599,214		
Jun	\$ 538,869		
Jul	\$ 513,982		
Aug	\$ 518,910		
Sep	\$ 510,495		
FYTD	\$ 1,561,447	\$ 1,537,013	-1.6%
FY Total	\$ 6,151,771		

Sales Tax Net Payments Trend



Sales Tax Net Payments Change - YoY



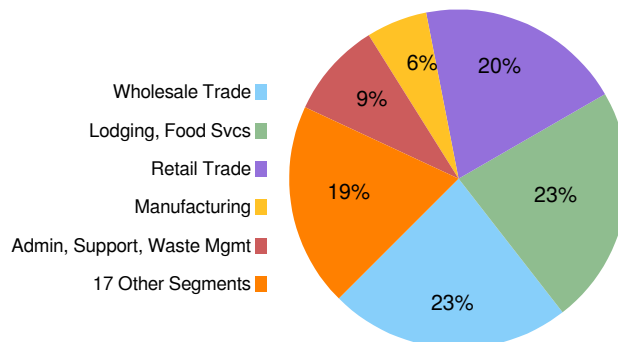
Top 10 Taxpayers

Rank	Company	FYTD Collections	% Total
1	OMNI BARTON CREEK, INC.		
2	VAUGHAN & SONS INC.		
3	AMAZON.COM SERVICES INC (MARKETPLACE)		
4	MCCOY CORPORATION		
5	AMAZON FULFILLMENT SERVICES INC		
6	AUSTIN READY-MIX, LLC		
7	BAREFOOT MOSQUITO AND PEST CONTROL INC		
8	TOP CHOICE LAWN CARE, LLC		
9	FP LEGACY LANDSCAPING LLC		
10	GROVE LANDSCAPES LLC		
Top 10 Companies		\$ 867,830	55.3%
4867 Other Large Companies		\$ 673,583	42.9%
Small Companies/Other		\$ 10,466	0.7%
Single Local Tax Rate (SLT)		\$ 17,554	1.1%
Total		\$ 1,569,432	100.0%

Industry Segment Collections Trend - YoY % Chg

SEGMENT	Jul	Aug	Sep	Oct	Nov	Dec
Lodging, Food Svcs	-31.3%	-9.9%	3.6%	-16.5%	15.2%	3.9%
Retail Trade	-21.8%	-6.2%	20.1%	-33.4%	43.2%	15.3%
Wholesale Trade	-96.1%	-56.3%	5.8%	-38.5%	-33.6%	-46.8%
Admin, Support, Waste Mgmt	9.5%	-15.0%	6.1%	-10.9%	12.4%	12.0%
Manufacturing	20.8%	6.2%	5.4%	2.1%	0.7%	7.3%
All Others	-4.0%	9.2%	16.1%	9.7%	14.8%	41.7%
Total Collections	-77.5%	-16.2%	10.6%	-18.5%	10.6%	3.3%

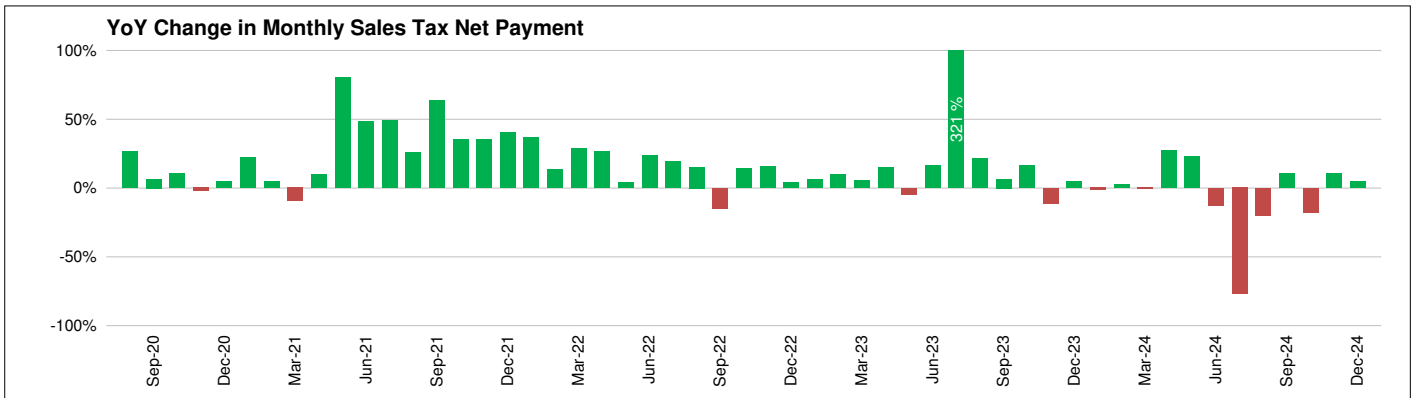
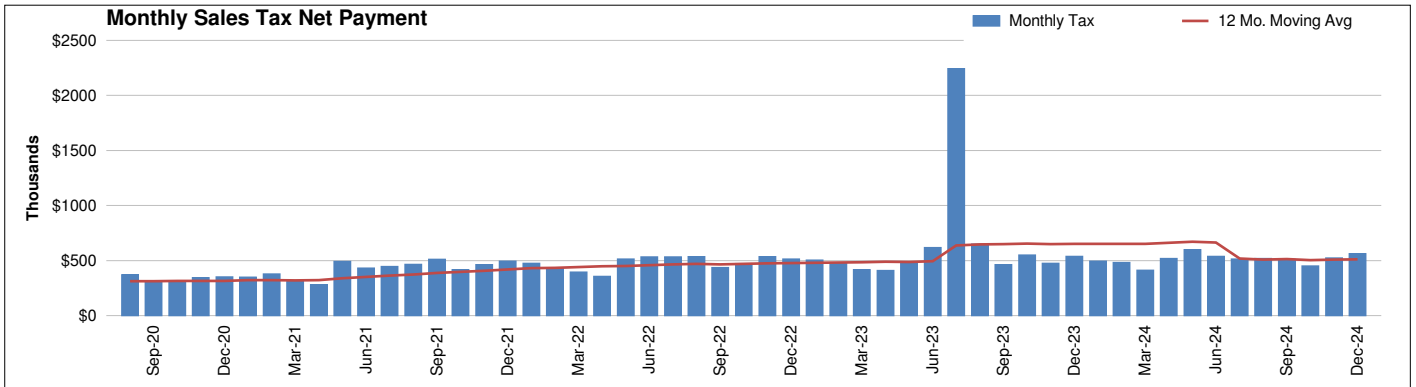
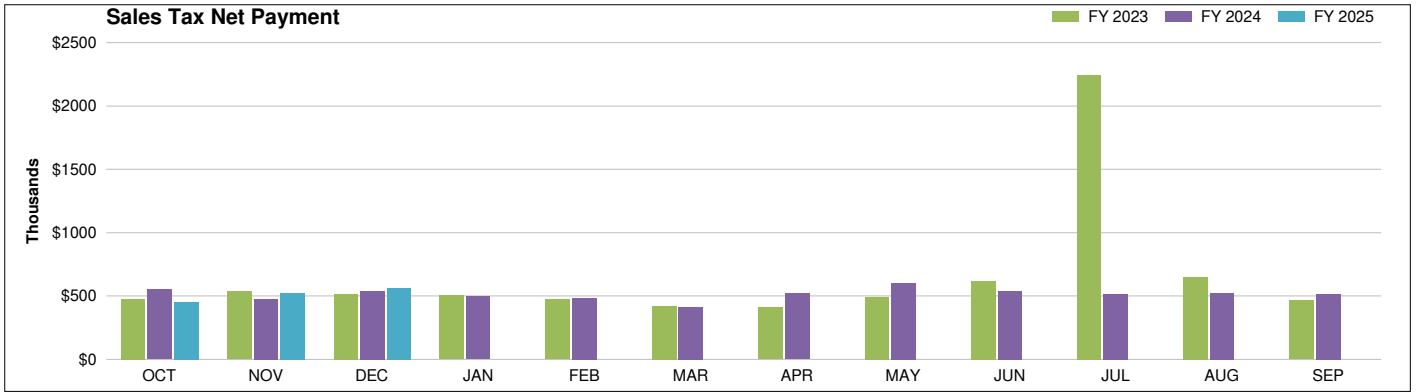
Sales Tax Collections by Industry Segment



Travis Co Esd 3 - Sales Tax Net Payment Trend

	FISCAL YEAR				
	2021	2022	2023	2024	2025
Oct	\$ 307,394	\$ 415,501	\$ 473,139	\$ 550,031	\$ 451,558
Nov	\$ 343,019	\$ 462,365	\$ 534,450	\$ 473,926	\$ 524,331
Dec	\$ 350,770	\$ 493,015	\$ 513,548	\$ 537,490	\$ 561,125
Jan	\$ 348,364	\$ 475,924	\$ 503,201	\$ 495,288	
Feb	\$ 378,720	\$ 429,775	\$ 471,711	\$ 482,206	
Mar	\$ 308,329	\$ 395,443	\$ 415,831	\$ 412,888	
Apr	\$ 281,826	\$ 356,380	\$ 408,313	\$ 518,471	
May	\$ 492,495	\$ 512,476	\$ 487,513	\$ 599,214	
Jun	\$ 431,322	\$ 532,652	\$ 618,526	\$ 538,869	
Jul	\$ 446,388	\$ 532,030	\$ 2,242,925	\$ 513,982	
Aug	\$ 465,749	\$ 535,990	\$ 648,884	\$ 518,910	
Sep	\$ 510,564	\$ 435,732	\$ 463,850	\$ 510,495	
YEAR	\$ 4,664,941	\$ 5,577,284	\$ 7,781,891	\$ 6,151,771	\$ 1,537,013
YoY Change	19.6%	39.5%	-20.9%	na	

Change: FY '25/'24			
Month		Year-to-Date	
\$	%	\$	YTD %
\$ (98,473)	-17.9%	\$ (98,473)	-17.9%
\$ 50,405	10.6%	\$ (48,069)	-4.7%
\$ 23,635	4.4%	\$ (24,434)	-1.6%



Travis Co Esd 3
SALES TAX PAYMENT DETAIL

Dec-24

Fiscal Year: Oct-Sep

COLLECTIONS	Dec-23	Dec-24	Chg. \$ Chg. %	Prior FYTD	Current FYTD	Chg. \$ Chg. %
Current Period	540,786	552,430	11,644 2.2%	1,542,310	1,517,163	(25,147) -1.6%
Prior Period	6,203	5,663	(540) -8.7%	9,814	20,918	11,104 113.1%
Future Period	0	5,334	5,334 0.0%	26,582	8,428	(18,154) -68.3%
Audit	(231)	3,419	3,650 -1580.3%	2,547	4,762	2,215 87.0%
Unidentified	449	160	(289) -64.4%	771	608	(163) -21.1%
Single Local Tax Rate	2,609	6,305	3,696 141.7%	12,883	17,554	4,671 36.3%
TOTAL	549,816	573,311	23,495 4.3%	1,594,907	1,569,432	(25,474) -1.6%
Service Fee	(10,996)	(11,466)	(470) 4.3%	(31,898)	(31,389)	509 -1.6%
Current Retained	(10,776)	(11,237)	(461) 4.3%	(31,260)	(30,761)	499 -1.6%
Prior Retained	9,447	10,517	1,070 11.3%	29,699	29,730	32 0.1%
NET PAYMENT	537,490	561,125	23,635 4.4%	1,561,447	1,537,013	(24,434) -1.6%

Travis Co Esd 3
TOP 30 COMPANIES RANK and CHANGE SUMMARY
Dec-24

Fiscal Year: Oct-Sep

Rank*	Company	NAICS Key	Prior	Current	Change \$	Change %	Current Fiscal YTD % Total Collections
			Fiscal YTD Sales Tax Collections	Fiscal YTD Sales Tax Collections			
1	OMNI BARTON CREEK, INC.	22					
2	VAUGHAN & SONS INC.	8					
3	AMAZON.COM SERVICES INC (MARKETPLACE)	9					
4	MCCOY CORPORATION	9					
5	AMAZON FULFILLMENT SERVICES INC	8					
6	AUSTIN READY-MIX, LLC	5					
7	BAREFOOT MOSQUITO AND PEST CONTROL INC	18					
8	TOP CHOICE LAWN CARE, LLC	18					
9	FP LEGACY LANDSCAPING LLC	25					
10	GROVE LANDSCAPES LLC	18					
TOP 10 LARGE** COMPANIES			987,957	867,830	(120,127)	-12.2%	55.3%
11	APPLE INC.	5					
12	SITEPRO RENTALS INC.	15					
13	AUSTIN EAGLE MANAGEMENT SERVICES, LTD.	16					
14	J.J. ORION, LLC	9					
15	A. M. PETROLEUM, INC.	9					
16	WASTEWATER OPERATIONS LLC	4					
17	YARDDOC LLC	18					
18	J MAASS INC	4					
19	CITY OF AUSTIN	24					
20	ASAP STONE AND LANDSCAPE SUPPLY LLC.	9					
21	COPPER ROCK NURSERY, LLC	9					
22	PEDERNALES ELECTRIC COOPERATIVE, INC.	3					
23	EBAY INC.	25					
24	NEW CINGULAR WIRELESS PCS, LLC	12					
25	TEXAS DISPOSAL SYSTEMS, INC.	18					
26	MOM'S CONVENIENCE STORE INC.	9					
27	SUMMERMOON COFFEE, LLC	22					
28	BLUE CHEM, INC.	18					
29	MAGELLAN CRUDE OIL PIPELINE COMPANY, L.P.	10					
30	PRASLA ENTERPRISE, A TEXAS FOR PROFIT CORPORA	9					
TOP 30 LARGE COMPANIES			1,183,511	1,099,168	(84,343)	-7.1%	70.0%
TOP 100 LARGE COMPANIES			1,385,947	1,325,747	(60,200)	-4.3%	84.5%
4,776 OTHER LARGE COMPANIES			189,603	215,666	26,063	13.7%	13.7%
SMALL COMPANIES & OTHER			6,474	10,466	3,992	61.7%	0.7%
SINGLE LOCAL TAX RATE COLLECTIONS (SLT)			12,883	17,554	4,671	36.3%	1.1%
TOTAL COLLECTIONS			1,594,907	1,569,432	(25,474)	-1.6%	100.0%
STATE COMPROLLER FEES			33,460	32,419	(1,040)	-3.1%	2.1%
NET PAYMENTS			1,561,447	1,537,013	(24,434)	-1.6%	97.9%

* Ranked by Total of Last Fiscal Year + Current Fiscal YTD

** Businesses whose detailed sales tax data is available

**Travis Co Esd 3
INDUSTRY SEGMENT RANK & CHANGE**

Dec-24

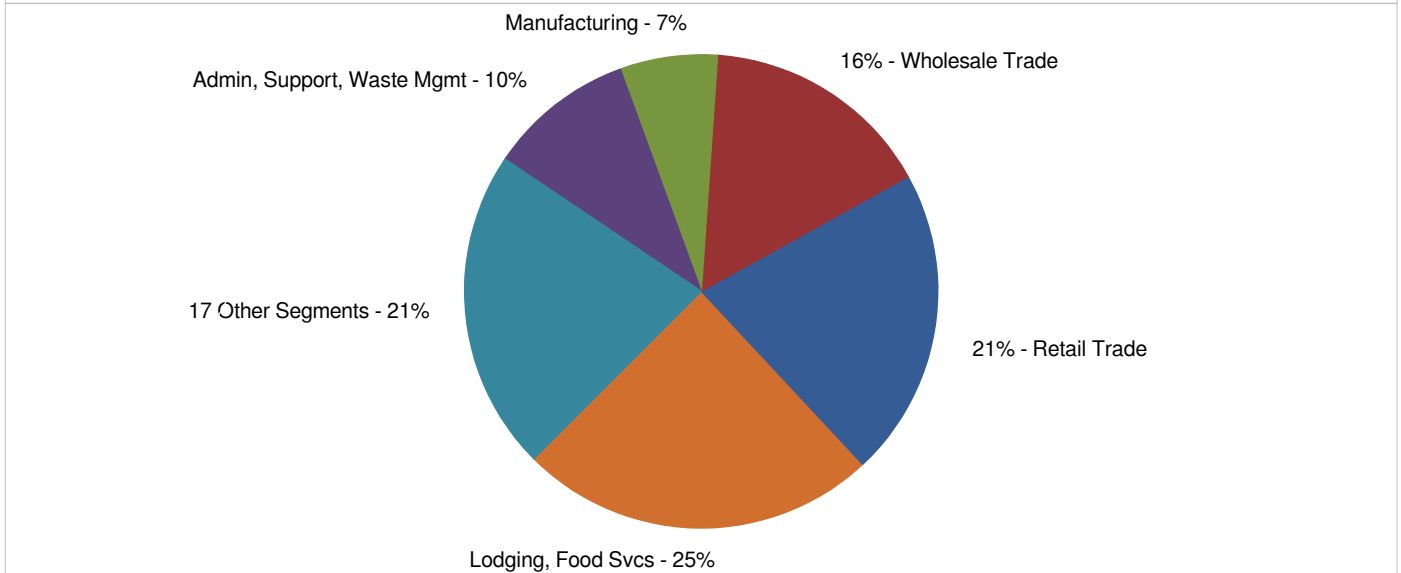
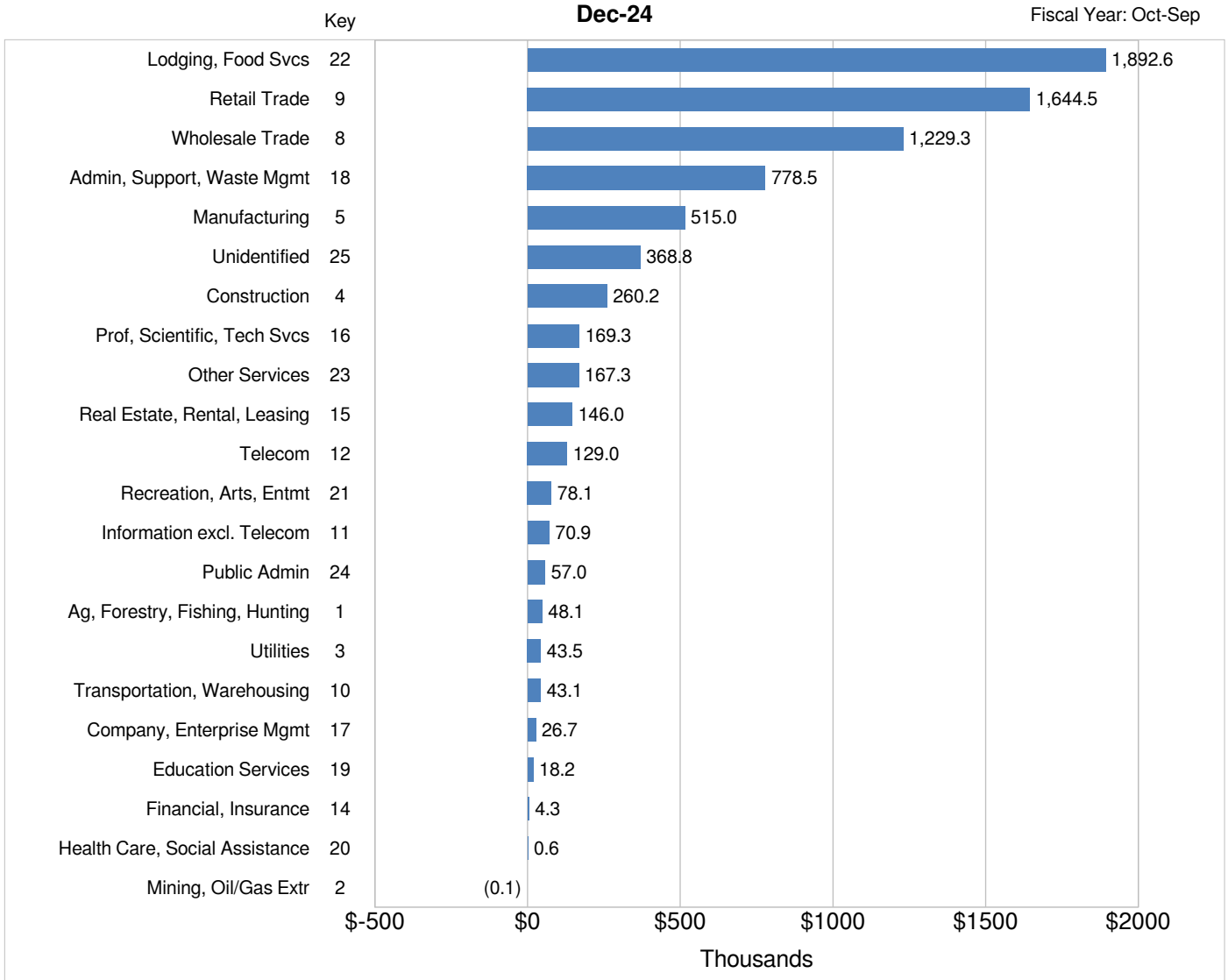
Fiscal Year: Oct-Sep

INDUSTRY SEGMENT*	% Total Current YTD Collections	Prior Fiscal YTD Sales Tax Collections	Current Fiscal YTD Sales Tax Collections	Change	
				\$	%
Lodging, Food Svcs	28.1%	424,598	432,764	8,167	1.9%
Retail Trade	20.4%	312,307	314,353	2,046	0.7%
Wholesale Trade	11.0%	283,477	169,633	(113,844)	-40.2%
Admin, Support, Waste Mgmt	10.7%	158,676	164,265	5,589	3.5%
Manufacturing	6.9%	103,483	107,123	3,639	3.5%
Top 5	77.1%	1,282,542	1,188,138	(94,403)	-7.4%
Unidentified	5.2%	75,205	79,689	4,485	6.0%
Construction	3.5%	47,831	54,046	6,215	13.0%
Prof, Scientific, Tech Svcs	2.1%	15,025	32,053	17,028	113.3%
Other Services	2.3%	30,924	36,202	5,279	17.1%
Real Estate, Rental, Leasing	2.2%	20,361	34,208	13,847	68.0%
Telecom	1.8%	24,898	27,624	2,726	10.9%
Information excl. Telecom	1.7%	20,155	26,149	5,993	29.7%
Recreation, Arts, Entmt	0.9%	11,098	14,572	3,474	31.3%
Public Admin	0.8%	11,141	12,182	1,041	9.3%
Ag, Forestry, Fishing, Hunting	0.5%	8,408	7,736	(673)	-8.0%
Utilities	0.5%	10,112	8,273	(1,839)	-18.2%
Transportation, Warehousing	0.6%	8,028	8,872	844	10.5%
Company, Enterprise Mgmt	0.5%	4,852	7,307	2,456	50.6%
Education Services	0.2%	3,829	3,327	(503)	-13.1%
Financial, Insurance	0.1%	1,048	847	(201)	-19.2%
Health Care, Social Assistance	0.0%	83	160	78	94.2%
Mining, Oil/Gas Extr	0.0%	10	26	16	165.9%
All Other	22.9%	293,008	353,275	60,266	20.6%
TOTAL COLLECTIONS	100.0%	1,575,550	1,541,413	(34,137)	-2.2%

INDUSTRY SEGMENT	% Change from same month Prior Year					
	Jul	Aug	Sep	Oct	Nov	Dec
Lodging, Food Svcs	-31.3%	-9.9%	3.6%	-16.5%	15.2%	3.9%
Retail Trade	-21.8%	-6.2%	20.1%	-33.4%	43.2%	15.3%
Wholesale Trade	-96.1%	-56.3%	5.8%	-38.5%	-33.6%	-46.8%
Admin, Support, Waste Mgmt	9.5%	-15.0%	6.1%	-10.9%	12.4%	12.0%
Manufacturing	20.8%	6.2%	5.4%	2.1%	0.7%	7.3%
All Others	-4.0%	9.2%	16.1%	9.7%	14.8%	41.7%
TOTAL COLLECTIONS	-77.5%	-16.2%	10.6%	-18.5%	10.6%	3.3%

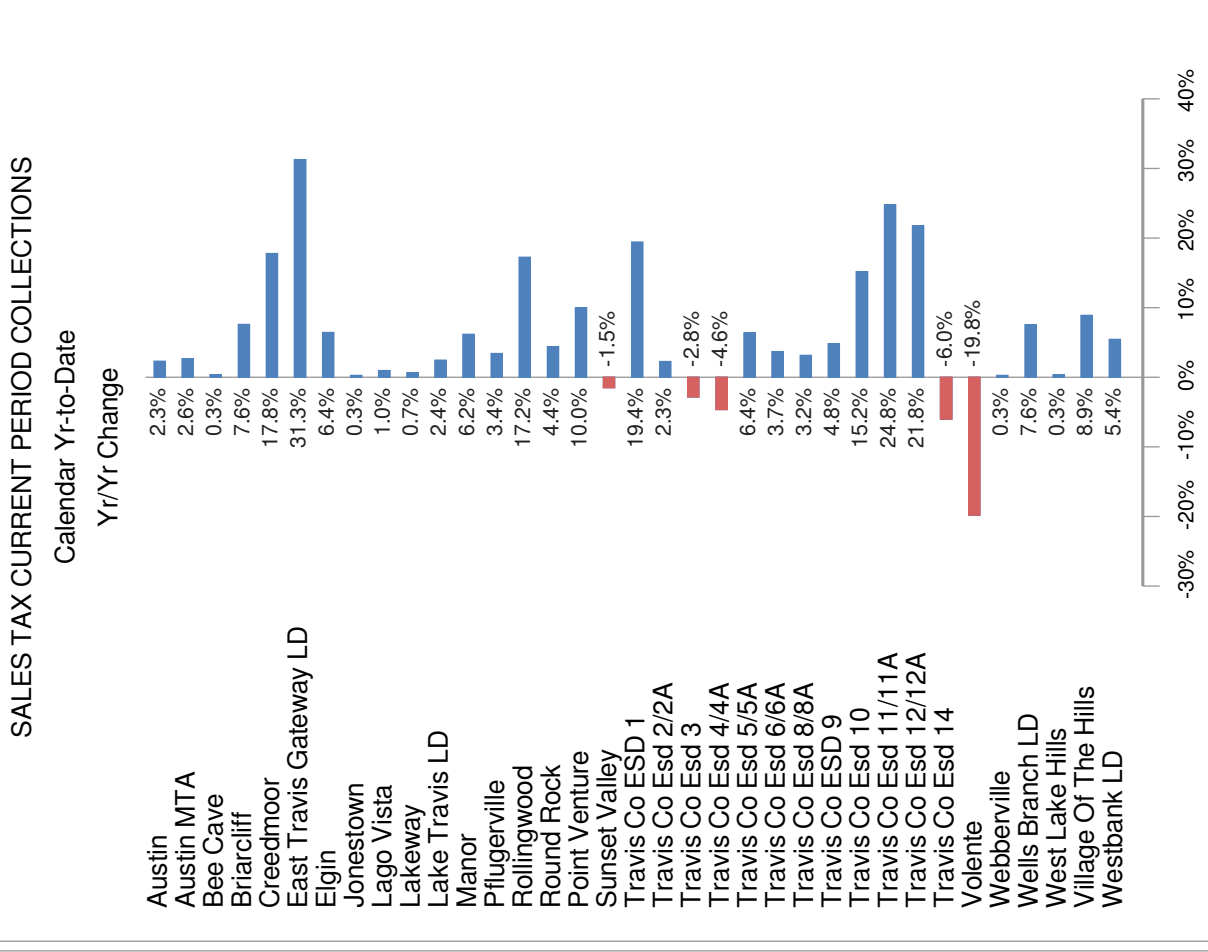
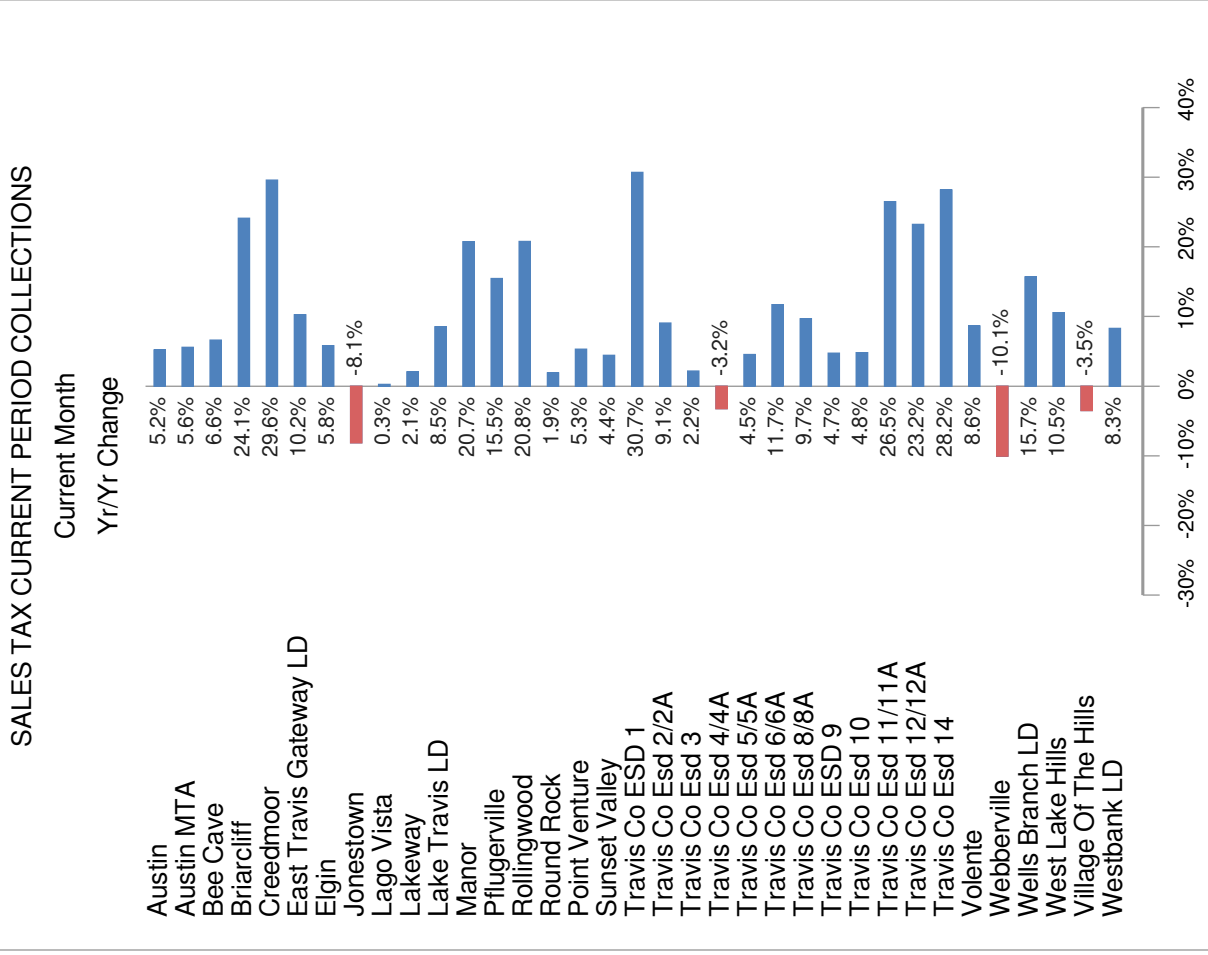
* Ranked by Current + Prior YTD Collections

INDUSTRY SEGMENT SALES TAX RANK & DISTRIBUTION
(Prior Fiscal Year + Current Fiscal Year-to-Date)



SALES TAX TREND TRAVIS COUNTY

Dec-24



NAICS KEY

Code	Industry Segment
1	Ag, Forestry, Fishing, Hunting
2	Mining, Oil/Gas Extr
3	Utilities
4	Construction
5	Manufacturing
6	Included in Key No. 5
7	Included in Key No. 5
8	Wholesale Trade
9	Retail Trade
10	Transportation, Warehousing
11	Information excl. Telecom
12	Telecom
13	Included in Key No. 11
14	Financial, Insurance
15	Real Estate, Rental, Leasing
16	Prof, Scientific, Tech Svcs
17	Company, Enterprise Mgmt
18	Admin, Support, Waste Mgmt
19	Education Services
20	Health Care, Social Assistance
21	Recreation, Arts, Entmt
22	Lodging, Food Svcs
23	Other Services
24	Public Admin
25	Unidentified

Oak Hill Fire Department
Travis County Emergency Services District #3

Station 301
Circle Drive
9211 Circle Drive
Austin, Texas 78736
512-288-5576
Fax 512-288-5903



Station 302
Barton Creek
4111 Barton Creek
Austin, Texas 78735
Admin 512-288-5534
Fax 512-288-5844

December 2024 Operations Report

Significant Events

November 6 (A) – Vehicle Rescue – AutoAid Received (Austin) – 8160-8250 W US 290 Hwy
[Engine 301] Engine 301 responded to a traffic accident. While we were responding, we were delayed due to road construction and heavy traffic. Our response took several more minutes than usual.

On arrival, Dispatch radioed E301 that the call was upgraded to a vehicle rescue. E301 parked about 5 car lengths away due to the congestion of vehicle and construction. As we walked up on the scene, a pickup truck ran into the right rear end of a dump truck. There was heavy damage to the front end of the pickup truck with more than eighteen inches of intrusion.

There were two patients, the driver who was pinned and the passenger who need assistance getting out of the pickup truck. With all the construction and traffic, the responses of other units were delayed by several minutes. E301 started to extricate the driver out of the vehicle by using our hydraulic tools to pop off the driver door. At this point, E37 arrived. Once the door was off, we used our ram from the B post to the A post to lift the dash off of the driver's right leg then proceeded to move the patient out of the vehicle through the passenger side door onto a back board. See patient medical report for further info.

[BAT301] Traffic was hard to get through due to the location. BAT301 arrived on scene and assumed command of the incident. There was a two vehicle rear end collision, dump truck vs. pickup. Upon arrival on scene, all patients were extricated from the pickup. StarFlight was arriving on scene (in the air) and I conferred with E37 and they said no need for StarFlight. I then cancelled StarFlight. Once the patients were extricated from the vehicle, there was no need for other resources that were coming, so we cancelled them. Once patients were transferred to the Medic unit, all fire apparatus and personnel cleared the scene and went back into service.

November 22 (C) – Still Box Alarm – 8800 W US 290 Hwy

[Engine 301] Engine 301 responded to a still box alarm on Highway 290 West at the Alister Apartments. On arrival, no smoke or fire was seen from the exterior and we went to investigative mode. This was a first floor apartment and the tenant met us outside complaining of a burnt rubber smell and a slight haze in the apartment that woke her up. There was initially no obvious source of the smell or haze. The apartment was investigated with the thermal imaging camera with no high heat source. The HVAC panel was removed and the source was found. Some wiring had melted and charred due to an obvious malfunction of the HVAC unit. Truck 302 was canceled. The tenant was able to contact apartment maintenance and they were quickly on scene accessing the damage. Engine 301 soon cleared.

Aid Responses

Austin
 Travis County ESD #1
 Pflugerville – TCESD #2
 Manchaca – TCESD #5
 Lake Travis FR – TCESD #6
 Pedernales – TCESD #8
 Westlake – TCESD #9
 CE-Bar – TCESD #10
 Travis County ESD #11
 Manor – TCESD #12
 Hays County

November	
Received	Given To
10	16
0	0
0	0
0	0
0	0
0	0
5	1
0	0
0	1
0	0
0	0
15	18

2024	
Received	Given To
185	210
0	1
0	0
0	0
12	13
0	10
84	28
1	5
0	2
0	0
1	0
283	269

Total

Operations

Unscheduled OT Hours
 Sick and Vacation Hours Taken
 Injuries
 Injuries Lost Time Hours
 Volunteer Hours Contributed

	November	2024
Unscheduled OT Hours	434	6,242
Sick and Vacation Hours Taken	1,089	9,525
Injuries	1	6
Injuries Lost Time Hours	147	4,810
Volunteer Hours Contributed	31	531

Special Projects Status

- As a result of the federal grant funding for communications equipment through Travis County, the Travis County Auditor performed a risk assessment on each ESD. Our Overall Risk Rating was Medium. There was one ESD with a Low risk rating, two others with a Medium rating, seven rated High risk, and one Very High risk.
- The EMS Training Coordinator position had two internal applicants and we have interviews scheduled on December 17 with a start date anticipated very soon thereafter. Since we will fill this with an internal candidate, we will be prepared to welcome a new Firefighter as soon as we confirm the hire.
- The new Assistant Fire Chief job description was advertised internally for interest. The deadline for submitting a letter of interest and resume is December 15 and we have already received several candidate’s materials.
- The chart below shows the EMS Response Time Compliance Summary for November 2024 for ESD 3 and Travis County as a whole.

County Response Time Compliance Summary

November 2024

ESD 03	Incidents	Any EMS Unit		EMS Transport Units		EMS with FRO	
		Goal Met	%	Goal Met	%	Goal Met	%
Priority 1 (11:59 / 90%)	2	2	100.00%	2	100.00%	2	100.00%
Priority 2 (13:59 / 90%)	21	17	80.95%	17	80.95%	19	90.48%
Priority 3 (15:59 / 90%)	4	2	50.00%	2	50.00%	4	100.00%
Priority 4 (17:59 / 90%)	17	17	100.00%	16	94.12%	17	100.00%
Priority 5 (19:59 / 90%)	6	6	100.00%	6	100.00%	6	100.00%
	50	44	88.00%	43	86.00%	48	96.00%
Travis County	Incidents	Goal Met	%	Goal Met	%	Goal Met	%
Priority 1 (11:59 / 90%)	80	48	60.00%	48	60.00%	71	88.75%
Priority 2 (13:59 / 90%)	582	433	74.40%	430	73.88%	564	96.91%
Priority 3 (15:59 / 90%)	146	113	77.40%	112	76.71%	142	97.26%
Priority 4 (17:59 / 90%)	437	395	90.39%	387	88.56%	429	98.17%
Priority 5 (19:59 / 90%)	172	152	88.37%	122	70.93%	170	98.84%
	1,417	1,141	80.52%	1,099	77.56%	1,376	97.11%

Our 90th percentile response travel time this month was 8:51 for all incidents.
Our 50th percentile (median) response travel time this month was 4:28 for all incidents.
Our average response travel time this month was 5:30 for all incidents.

